

# Fixed Income Focus

## Summary

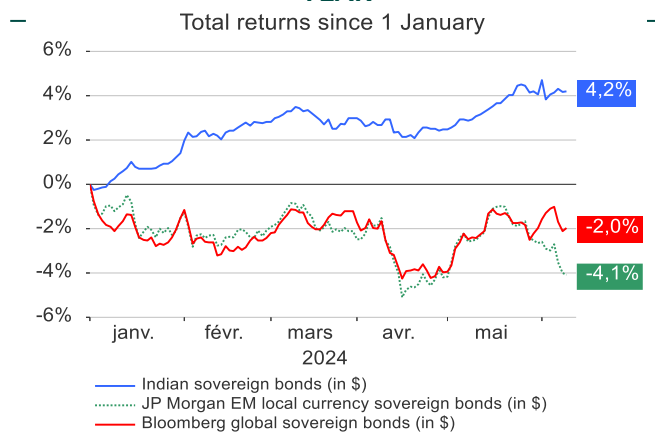
- 1. Monetary policy decoupling has begun:** the ECB has started the cycle of rates cuts before the Fed, as it cut rates in June while the Fed is delaying. We expect two more rate cuts for the ECB (September and December) and only one for the US (September). In 2025, we expect three rate cuts in the eurozone and four in the US.
- 2. We expect the US 10-year yield to fall to 4.25% over the next 12 months, while the German equivalent should reach 2.25%.** We are Positive on US government bonds and Neutral on German government bonds. We favour intermediate maturities (up to 10 years) in Germany, and we prefer to wait before adding duration in the US (3-5 years for now).
- 3. French political risk:** we are cautious on French government bonds for the time being, given the risk of wider spreads before the elections, which turn into opportunities after the elections.
- 4. Spotlight on India: Recent elections and upcoming index inclusion.** Indian Government Bonds (IGBs) will be included in major indices such as the JP Morgan GBI-EM Global Diversified and Bloomberg indices from 2024, boosting capital inflows. We believe this inclusion, along with a favourable economic outlook, high yields and low currency volatility, will increase the attractiveness of IGBs for investors over the medium term.
- 5. Opportunities in Fixed Income:** we are Positive on US Treasuries, US inflation-linked bonds, US Agency Mortgage-Backed Securities, UK gilts, as well as European and US investment grade corporate bonds. We are also Positive on Emerging Market bonds in hard and local currency.

Drafting completed on 13 June

## Contents

Central Banks	2
Bond yields	3
Theme in focus: Spotlight on India. Recent elections and upcoming index inclusion	4
Recommendations & Data	5
Returns and Team	6
Disclaimer	7

### INDIAN SOVEREIGN BONDS OUTPERFORMED BOTH EM AND GLOBAL SOVEREIGN MARKETS SINCE THE BEGINNING OF THE YEAR



Edouard Desbonnets

Senior Investment Advisor, Fixed Income  
BNP Paribas Wealth Management



# Central banks

## Monetary policy decoupling has begun

### European Central Bank (ECB)

**The ECB cut rates by 25bps in June.** This did not come as a surprise. The decision had been telegraphed to the markets for weeks. The ECB felt it was necessary to moderate the degree of monetary restriction.

**An unusual cut in many respects:** first, it is the first time in history that the ECB has cut rates before the US Federal Reserve. Second, because they are cutting rates when growth is accelerating, and unemployment is at record lows. Third, because they are cutting rates while revising up their forecasts for both headline and core inflation for this year and next.

**Our view:** the timing of the subsequent rate cuts will depend on the data (watch negotiated wages, productivity and unit labour costs and profits). Our base case is that the ECB will cut rates in September and December this year, followed by three more cuts in 2025. We forecast the end of the rate cut cycle at the end of 2025, when the deposit rate reaches 2.50%.

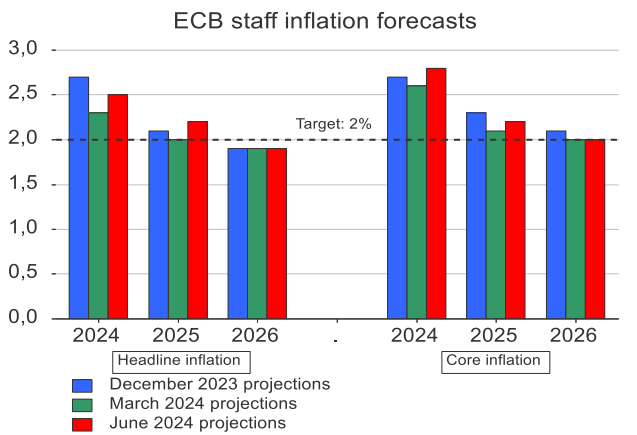
### US Federal Reserve (Fed)

**High for longer:** the Fed’s mantra is still alive. Policymakers decided not to cut rates in June as widely expected and they signalled that rate cuts will be delayed again.

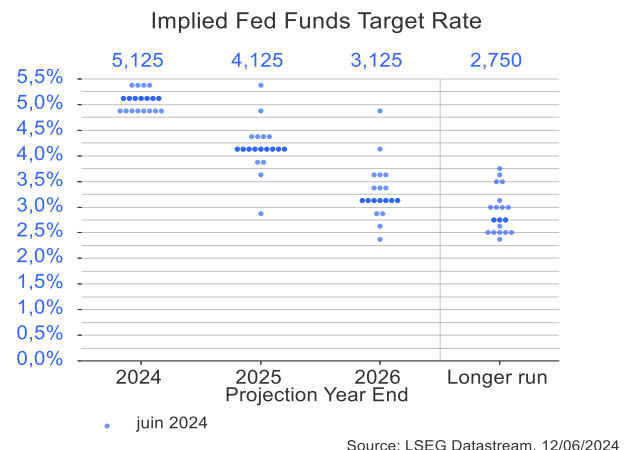
**Dot plot:** in the absence of rate cut guidance from the Fed’s economic projections (unchanged growth, unchanged unemployment, and inflation revised higher in 2024 and 2025), investors can only speculate based on the dot plot, i.e. the projections of each individual policymaker. The median policymaker now expects fewer cuts this year (1 vs 3 in March) and more next year (4 vs 3 in March).

**Our view:** the Fed remains data dependent and in no hurry to cut rates, even though the latest inflation report was encouraging. We believe that the Fed will gain enough confidence in the disinflation process to cut rates by 25bps in September, and we expect four 25bps cuts in 2025 and two in 2026, bringing the Fed funds rate down to 3.75%.

### THE ECB REVISED ITS INFLATION PROJECTIONS HIGHER



### THE FED’S DOT PLOT IMPLIES ONE RATE CUT THIS YEAR AND FOUR NEXT YEAR,



### INVESTMENT CONCLUSION

The ECB has started the cycle of rates cuts before the Fed, as it cut rates in June while the Fed is delaying. We expect two more rate cuts for the ECB (September and December) and only one for the US (September). In 2025, we expect three rate cuts in the eurozone and four in the US.

# Bond yields

## Bond yields getting closer to our target

US and German long-term bond yields have experienced significant fluctuations in recent weeks, with shifts alternating between macro-driven and technical-driven moves.

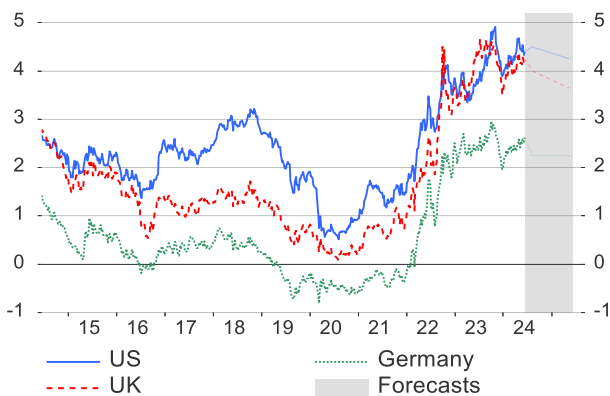
Recent US auctions have been weak, suggesting supply-indigestion when investors worry about deficit projections. The upcoming US elections are expected to bring more volatility and upward pressure on yields.

Another notable development is the increase in French yields and spreads due to political risk. The French 10-year spread has risen to 65bps, almost matching the level of Portugal, despite France’s better credit rating and lower CDS. The 10-year spread may revisit the highs seen during the 2017 election (80bps), but this time to due to deficit concerns rather than Brexit worries. While there is a risk of the French spread widening, it is unlikely to cause global tensions. We anticipate volatility and spread to decrease following the second round of elections, as markets stabilise post-elections.

	Maturity (years)	12/06 2024	3-month target	12-month target
USA	Policy rate	5.50	5.25	4.75
	2	4.77	4.75	4.25
	5	4.33	4.50	4.25
	10	4.33	4.50	4.25
	30	4.49	4.75	4.40
Germany	Policy rate	3.75	3.50	2.75
	2	2.97	2.50	2.25
	5	2.57	2.25	2.25
	10	2.54	2.25	2.25
	30	2.69	2.40	2.50
UK	Policy rate	5.25	5.00	4.25
	2	4.21	4.00	3.50
	5	4.01	4.00	3.50
	10	4.13	4.00	3.65
	30	4.62	4.30	4.00

Source: Refinitiv Datastream, BNP Paribas WM

### 10-YEAR RATES



### INVESTMENT CONCLUSION

We are Positive on US government bonds and Neutral on German government bonds. We favour intermediate maturities (up to 10 years) in Germany, and we prefer to wait before adding duration in the US (3-5 years for now). We are cautious on French government bonds for the time being, given the risk of wider spreads before the elections, which turn into opportunities after the elections.

# Theme in Focus

## Spotlight on India: Recent elections and upcoming index inclusion

**Election:** Prime Minister Modi was re-elected, albeit by a narrow margin, as several pressing issues such as inflation, unemployment, and rural distress took centre stage. Consequently, Modi will now face a stronger opposition. Nevertheless, the election results are likely to have a positive impact on India’s medium-term economic growth and business climate, as companies will welcome continued certainty.

**Economy:** India has been experiencing robust economic growth, with a 7.5% increase in 2023, which we anticipate will rise to 8.1% this year. We project a solid growth rate of 7.1% for 2025. Inflation is trending downwards, from 6.7% last year to a potential 5.5% this year, and we forecast it to be 4.8% next year. This downward trend in inflation will enable the central bank to reduce rates by 25 basis points this year to 6.25%, and further to 5.75% next year.

**Index Inclusion:** Indian Government Bonds (IGBs) will progressively be included in several indices that investors closely monitor. For instance, IGBs will be incorporated into the JP Morgan GBI-EM Global

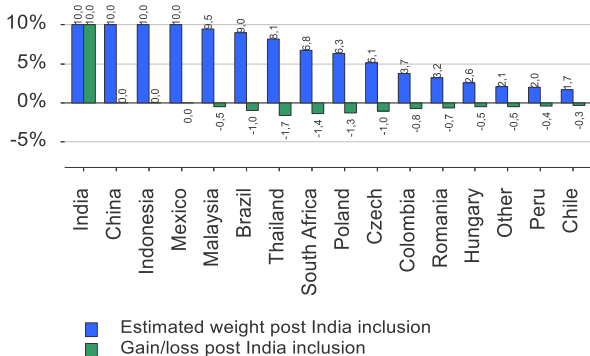
Diversified index from 28 June 2024, reaching 10% of the index by 31 March 2025. IGBs will also be included in the Bloomberg index from January 2025 to October 2025.

**Implications:** The inclusion in the index should trigger a massive wave of capital inflows into IGBs over several years, as investors such as mutual funds, pension funds, and passive investors adjust their portfolio holdings to track the updated index. Additionally, the increased demand for bonds should help push down government and corporate yields. On the other hand, IGBs, which previously had a very low correlation with other indices, will now be more vulnerable to global market fluctuations.

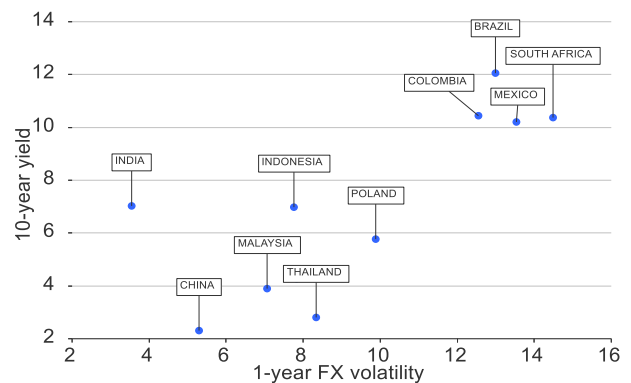
**Our view:** Indian rates have been volatile due to the election results, and this volatility may persist in the short term as uncertainty around the cabinet and new budget remains. Over the medium term, we are Positive on IGBs. The improving fiscal picture, low core inflation and upcoming inflows from GBI EM index inclusion support our view. Furthermore, the Indian yields are high (7.0% for the 10-year yield) and currency volatility is low. Both together should attract real money investors.

### COUNTRY WEIGHT PROJECTIONS POST INDIA INCLUSION

GBI-EM Global Diversified, as of 31 August 2023



### 10-YEAR YIELD VS AVERAGE CURRENCY VOLATILITY



### INVESTMENT CONCLUSION

Indian Government Bonds (IGBs) will be included in major indices such as the JP Morgan GBI-EM Global Diversified and Bloomberg indices from 2024, boosting capital inflows. We believe this inclusion, along with a favourable economic outlook, high yields and low currency volatility, will increase the attractiveness of IGBs for investors over the medium term.

## Our Investment Recommendations

Asset class	Zone	Our opinion	
Government bonds	Germany	=	Neutral on German sovereign bonds.
	Peripheral countries	=	Neutral on peripheral debt (Portugal, Italy, Spain, Greece).
	United States	+	Positive on US government bonds and US TIPS.
Corporate bonds Investment Grade	Eurozone	+	<ul style="list-style-type: none"> <li>Eurozone and US: Positive opinion. Prefer maturities up to 7 years in the US and up to 10 years in the eurozone</li> <li>Positive on convertible bonds in the eurozone.</li> </ul>
	United States		
Corporate bonds High Yield	Eurozone and United States	=	<ul style="list-style-type: none"> <li>Neutral on HY bonds.</li> <li>Positive on <i>fallen angels</i> and <i>rising stars</i>.</li> </ul>
Emerging bonds	In hard currency	+	Positive on EM hard currency bonds (sovereign and corporate).
	In local currency	+	Positive on local currency government bonds.

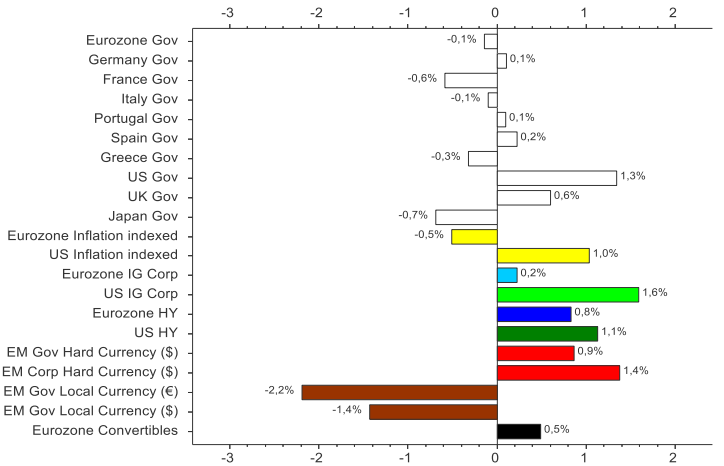
## Market Data

	10-year rate (%)	Spread (bp)	Spread change 1 month (bp)
United States	4,33	---	
Germany	2,54	---	
France	3,16	62	13
Italy	3,92	139	8
Spain	3,37	83	10
Portugal	3,19	65	5
Greece	3,63	110	5
12/06/2024 Source: Refinitiv Datastream			

	Yield (%)	Spread (bp)	Spread change 1 month (bp)
Global	3,88	38	1
Corporate bonds IG EUR	3,85	112	2
Corporate bonds IG USD	5,40	88	0
Corporate bonds HY EUR	6,65	339	10
Corporate bonds HY USD	7,82	302	-9
Emerging government bonds in hard currency	7,68	321	-6
Emerging corporate bonds in hard currency	6,75	216	-1
Emerging government bonds in local currency	6,63	229	3
12/06/2024 Source: Refinitiv Datastream, Bloomberg			

# Returns

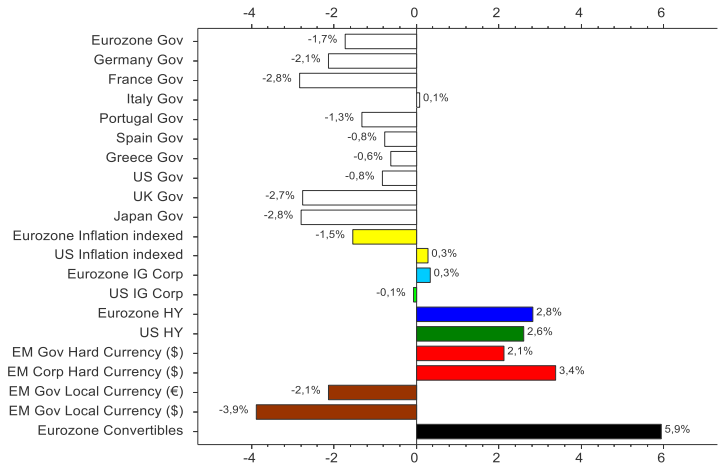
## OVER ONE MONTH



Source: LSEG Datastream, 12/06/2024 Source: Bloomberg Barclays indices except EM local debt (JPM) and Convertibles (Refinitiv)

EM = Emerging Markets

## SINCE 01/01/2024



Source: LSEG Datastream, 12/06/2024 Source: Bloomberg Barclays indices except EM local debt (JPM) and Convertibles (Refinitiv)

## THE INVESTMENT STRATEGY TEAM

### FRANCE

- Edmund SHING**  
Global Chief Investment Officer
- Jean-Roland DESSARD**  
Chief Investment Advisor
- Isabelle ENOS**  
Investment Advisor

### ITALY

- Luca IANDIMARINO**  
Chief Investment Advisor

### BELGIUM

- Philippe GIJSELS**  
Chief Investment Advisor
- Alain GERARD**  
Senior Investment Advisor, Equities
- Xavier TIMMERMANS**  
Senior Investment Strategist, PRB

### GERMANY

- Stephan KEMPER**  
Chief Investment Strategist
- Stefan MALY**

### LUXEMBOURG

- Guy ERTZ**  
Chief Investment Advisor – Deputy Global CIO
- Edouard DESBONNETS**  
Senior Investment Advisor, Fixed Income

### ASIA

- Prashant BHAYANI**  
Chief Investment Officer, Asia
- Grace TAM**  
Chief Investment Advisor, Asia

# CONNECT WITH US

---



[wealthmanagement.bnpparibas](https://www.wealthmanagement.bnpparibas)

---

## DISCLAIMER

---

This marketing document is communicated by the Wealth Management Métier of BNP Paribas, a French Société Anonyme, Head Office 16 boulevard des Italiens, 75009 Paris, France, registered under number 662 042 449 RCS Paris, registered in France as a bank with the French Autorité de Contrôle Prudentiel et de résolution (ACPR) and regulated by the French Autorité des Marchés Financiers (AMF). As marketing material, it has not been prepared in accordance with legal and regulatory requirements aimed at ensuring the independence of investment research and is not subject to any prohibition on dealing ahead of its dissemination. It has not been submitted to the AMF or any other market authority.

This document is confidential and intended solely for the use of BNP Paribas SA, BNP Paribas Wealth Management SA or their affiliates ("BNP Paribas") and the persons to whom this document has been delivered. It may not be distributed, published, reproduced or disclosed by any recipient to any other person, nor may it be quoted or referred to in any document, without the prior consent of BNP Paribas.

This document is provided solely for information and shall not constitute an offer or solicitation in any state or jurisdiction in which such an offer or solicitation is not authorized, or to any person to whom it is unlawful to make such offer, solicitation or sale. It is not, and under no circumstances is it to be construed as, a prospectus.

Although the information provided herein may have been obtained from published or unpublished sources considered to be reliable and while all reasonable care has been taken in the preparation of this document, BNP Paribas does not make any representation or warranty, express or implied, as to its accuracy or completeness and does not accept responsibility for any inaccuracy, error or omission. BNP Paribas gives no warranty, guarantee or representation as to the expected or projected success, profitability, return, performance, result, effect, consequence or benefit (either legal, regulatory, tax, financial, accounting or otherwise) of any product or transaction. Investors should not place undue reliance on any theoretical historical information regarding such theoretical historical performance. This document may contain or refer to past performance; past performance is no guarantee for future performance.

The information contained in this document has been drafted without prior knowledge of your personal circumstances, including your financial position, risk profile and investment objectives.

Prior to entering into a transaction each investor should fully understand the financial risks, including any market risk associated with the issuer, the merits and the suitability of investing in any product and consult with his or her own legal, tax, financial and accounting advisors before making his or her investment. Investors should be in a position to fully understand the features of the transaction and, in the absence of any provision to the contrary, be financially able to bear a loss of their investment and willing to accept such risk. Investors should always keep in mind that the value of investments and any income from them may go down as well as up and that past performance should not be seen as an indication of future performance. Any investment in a product described herein is subject to the prior reading and understanding of the legal documentation concerning the product, and in particular the one which describes in details the rights and obligations of investors as well as the risks inherent to an investment in the product. Save as otherwise expressly agreed in writing, BNP Paribas is not acting as financial adviser or fiduciary of the investor in any transaction. The information, opinions and projections expressed herein reflect the opinion of their author at the time of writing; they are not to be relied upon as authoritative or taken in substitution for the exercise of judgment by anyone, and are subject to change without notice. Neither BNP Paribas nor any BNP Paribas Group entity accepts any liability whatsoever for any consequences that may arise from the use of information, opinions or projections contained herein.

As distributor of the products described herein, BNP Paribas may receive distribution fees on which you can obtain more information upon specific request. BNP Paribas, their employees or administrators may hold positions in these products or have dealings with their issuers.

By accepting this document, you agree to be bound by the foregoing limitations.

© BNP Paribas (2024). All rights reserved.

Pictures from Getty Images.

